

# Washington Township Emergency Guide



**Plan Ahead  
Stay Informed  
Be Prepared**



## Emergency Preparedness & Response

The Office of Emergency Management (OEM) is a local government department that provides for the health, safety, and welfare of residents during times of emergency and disaster. Emergency workers will help after a disaster strikes, but they may not be able to reach everyone right away. There are several things you can do to be better prepared for an emergency. The Washington Township OEM encourages all residents to:

### ❖ Plan Ahead

Create an emergency family plan based on what you've learned from previous events. Identify your needs and plan for them. Consider family members, the elderly, and pets in your plans. Consider combining resources with neighbors.

### ❖ Stay Informed

Know how and where to get information. Familiarize yourself with available resources, explore helpful websites, and sign up for emergency alerts and notifications **BEFORE** you need them (*see pages 16 and 25 for more information*).

### ❖ Be Prepared

Have non-perishable food, water, batteries, medicines, fuel, cash, and a portable radio on hand. Have your utility service provider and insurance company contact information on hand (*see page 26*). Keep vehicles fueled and serviced. If you have a generator, know how to use it safely (*see page 11*). If you rely on well water, have a backup plan if it stops working (*see page 25*).

# TABLE OF CONTENTS

Important Phone Numbers . . . . .	2
Four Important Ways to Stay Informed. . . . .	3
Plan in Advance . . . . .	4
Prepare an Emergency Kit. . . . .	5
Prepare to Evacuate . . . . .	6
Preparation By Event	
Before a Hurricane . . . . .	7
Before a Thunderstorm and Lightning. . . . .	8
Before a Tornado. . . . .	8
Before Winter Storms . . . . .	9
Before Extreme Heat. . . . .	9
Before an Earthquake . . . . .	10
Portable Generators . . . . .	11
If You are Asked to Take Shelter in Your Home. . . . .	12
If You are Told to Evacuate . . . . .	13
Map of Washington Township. . . . .	14-15
Shelter, Warming Station & Signboard Locations. . . . .	16
Emergency Safety Checklist. . . . .	17
Wellness Check and Register Ready . . . . .	18
Washington Township Well-Check Form. . . . .	19
Morris County CERT Team. . . . .	21
CERT Team Application . . . . .	23
Stay Informed with <b>EMERGENCY ALERTS</b> . . . . .	25
Emergency Contact Information. . . . .	26

# IMPORTANT PUBLIC HEALTH AND PUBLIC SAFETY PHONE NUMBERS

**The following are numbers for disaster and  
emergency related help and information.**

Emergency Assistance.....	911
Washington Township Office of Emergency Management.....	908-876-8314
Washington Township Municipal Authority.....	908-876-3145
Emergency Public Notifications.....	WashingtonTownshipNixleAlerts <i>Text 07853 (the main WT zip code) to address 888777</i>
Washington Township Non-Emergency Police and Fire.....	908-876-3232
Washington Township Health Department.....	908-876-3650
NJ Department of Health & Senior Services Communicable Disease Service.....	609-588-7500
NJ Mental Health Helpline.....	1-877-294-HELP(1-877-294-4357)
NJ Poison Information & Education Systems.....	1-800-222-1222
NJ State Police.....	609-882-2000
JCP&L(Electric).....	1-800-662-3115
PSE&G (Gas).....	1-800-436-7734
Elizabethtown Gas.....	1-800-242-6830
Leaks, Odors or Emergencies.....	1-800-429-4009
Columbia Gas.....	1-888-460-4332
211 Directory for Local Assistance Resources.....	2-1-1 or 1-877-652-1148
American Red Cross of Central New Jersey.....	908-273-2076
American Red Cross • Safe and Well.....	1-866-GET-INFO
<a href="http://www.RedCross.org/SafeandWell">www.RedCross.org/SafeandWell</a>	

**Call 911 in the event of a  
serious, life-threatening  
emergency.**

# FOUR

## IMPORTANT WAYS TO STAY INFORMED IF THERE IS AN EMERGENCY:

### 1 Turn on your radio or television

Listen to an Emergency Broadcast Station for information in your area. Tune in at WRNJ-AM 1510, 104.7 FM, or 92.7 FM.

### 2 Stay informed with Emergency Alerts

Sign up for the Washington Township Nixle Alert System and Reverse 9-1-1 alerts (*see page 25*).

### 3 Social Media

Follow **@WashingtonTwpMCNJGovernment** on Facebook and **@WashingtonTownship** on Twitter to receive updates from Washington Township.

For additional updates, follow **@MCUrgent** on Twitter to receive tweets from the Morris County OEM.

### 4 Signboards

During an emergency, Washington Township employees will put regular paper updates on signboards around town (*see pages 14, 15, and 16 for signboard locations*).

# PLAN IN ADVANCE

During an emergency, it is important to have a plan of action for you and your family. Below are tips to help you prepare for an emergency.

## PREPARE YOUR HOME

- Meet with family members and talk about the dangers of different emergencies.
- Discuss how you and your family will respond to each possible emergency.
- Place emergency contact numbers near all telephones (*see page 26*).
- Draw a floor plan (map) of your home and list escape routes from each room.
- Sign up to receive Emergency Alerts from the Washington Township Nixle Alert System (*see page 25*).

## PREPARE TO EVACUATE

- Pack a “Go Bag” (*see checklists on pages 5 and 17*).
- Keep a full tank of gas in your car if an evacuation seems possible or likely. Gas stations may be closed in emergencies and unable to pump gas during power outages.
- Be alert for road hazards such as washed-out roads or bridges and downed power lines. Do not drive into flooded areas.
- Follow recommended evacuation routes. Do not take shortcuts; they may be blocked (*see map on pages 14–15*).

## OTHER PREPARATIONS

- Update your emergency supplies and check insurance coverage.
- Learn first aid and CPR (cardiopulmonary resuscitation).
- Make a list of all valuables and store in a secure place (weather resistant container).
- Check the trees on your property for dead limbs and hanging branches and have them pruned.
- Replace smoke detector and CO detector batteries.

# PREPARE AN EMERGENCY KIT

Your home emergency kit should have food, bottled water, and supplies to live on for at least three days or longer. Keep your emergency kit in a secure place in your home and make sure all family members know where the emergency kit is kept.

## FOOD AND WATER

- Food (non-perishable)
- Bottled water - 1 gallon of water per person per day
- Baby formula or food
- Pet food
- All purpose knife
- Manual can opener
- Eating utensils and supplies (i.e. paper plates, plastic forks, spoons, and knives)

## SUPPLIES AND TOOLS

- Battery powered radio and extra batteries
- Flashlight and extra batteries
- Cash, identification, and important documents
- Heavy socks, hats, gloves
- Extra clothing and sturdy shoes
- Fire extinguisher
- Tools: shovel, wrench, duct tape, whistle, screwdriver, hammer
- Blankets and sleeping bags
- Propane camping stove and extra fuel
- Pail with cover (for emergency toilet)
- Multi-purpose tool or utility knife

## FIRST AID AND SANITATION

- First aid kit and instructions
- Medications (prescription and non-prescription)
- Personal hygiene items - toothbrush, toothpaste, etc.
- Hand sanitizer, soap, and antibiotic towelettes
- Ice packs
- Toilet paper, towels, and washcloths
- Feminine supplies
- Baby supplies
- Thermometer
- Hydrogen peroxide and rubbing alcohol

# PREPARE TO EVACUATE

To be able to act quickly in any disaster, your emergency planning should cover every possibility. Many times, an emergency may happen while you're driving, or you may need to evacuate (leave) at a moment's notice. If this happens, it's important to have an emergency plan for your vehicle.

## **PACK A "GO BAG."**

*(See checklists on page 5 and 17)*

- Food and water for at least three days
- A change of clothing (dress in layers); sturdy footwear
- Personal hygiene items (toothbrush, toothpaste)
- Gloves, hats, warm socks
- Battery-operated radio and extra batteries
- Bedding - two blankets per person or sleeping bags
- Medicines
- Cash
- Identification and important documents

## **KEEP A KIT OF EMERGENCY SUPPLIES IN YOUR CAR.**

- Flashlight and batteries
- Jumper cables
- Extra cell phone batteries and charger
- Snow shovel and ice scraper
- Matches and candles
- First aid supplies
- Sand
- Bottled water and food that won't spoil
- Anything else you may need for others in the vehicle (special medication, baby supplies, pet food, etc.)

## **KNOW YOUR EVACUATION ROUTES.**

*(See map on pages 14–15)*

*Visit [www.fema.gov](http://www.fema.gov) for additional information.*



# PREPARATION BY EVENT

## BEFORE A HURRICANE

- Build an emergency kit and make a family communications plan (*see checklists on pages 5, 6 and 17*).
- In any emergency, always listen to the instructions given by local emergency management officials (*see pages 3 and 16 for more information*).
- Learn community hurricane evacuation routes and how to find higher ground. Determine where you would go and how you would get there if you needed to evacuate.
- Make plans to secure your property. Bring in anything that can be picked up by the wind (bicycles, lawn furniture).
- Cover up windows and doors outside. Use storm shutters or nail pieces of plywood to the window frames to protect your windows. This can help keep you safe from pieces of shattered glass.
- Install straps or additional clips to securely fasten your roof to the frame structure. This will reduce roof damage.
- Be sure trees and shrubs around your home are well trimmed so they are more wind resistant.
- Clear loose and clogged rain gutters and downspouts.
- Reinforce your garage doors; if wind enters a garage it can cause dangerous and expensive structural damage.
- Clear your yard. Make sure there is nothing that could blow around during the storm and damage your home. Plan to bring in all outdoor furniture, decorations, garbage cans and anything else that is not tied down.
- Determine how and where to secure your boat (if you have one).
- Consider installing a generator (*see page 11*).
- Consider establishing a safe room. Stay in a room with no windows, or go inside a closet. You can even protect yourself by getting in a bathtub and covering it with a sheet of plywood.
- Fill clean water containers with drinking water in case you lose your water supply during the storm. You can also fill up your sinks and bathtubs with water for washing.

# PREPARATION BY EVENT

## BEFORE A THUNDERSTORM & LIGHTNING

- Build an emergency kit and make a family communications plan (*see checklists on pages 5, 6 and 17*).
- Secure outdoor objects that could blow away or cause damage. Remove dead or rotting trees and branches that could fall and cause injury or damage during a severe thunderstorm.
- Check the weather forecast before participating in outdoor activities. If the forecast calls for thunderstorms, postpone your trip or activity, or make sure adequate safe shelter is readily available.
- Remember the 30/30 Lightning Safety Rule: Go indoors if you cannot count to 30 from the time you see lightning and hear thunder. Stay indoors for 30 minutes after hearing the last clap of thunder.
- Find a safe, enclosed shelter when you hear thunder. Safe shelters include homes, offices, shopping centers, and hard-top vehicles with the windows rolled up.
- Avoid water. Do not bathe, shower, wash dishes, or have any other contact with water during a thunderstorm because lightning can travel through a building's plumbing.

## BEFORE A TORNADO

- Be alert to changing weather conditions. Look for the following danger signs:
  - Dark, often greenish sky
  - Large hail
  - A large, dark, low-lying cloud (particularly if rotating)
  - Loud roar, similar to a freight train
- Stay tuned for storm watches and warnings.
  - A **tornado watch** is issued when weather conditions favor the formation of tornadoes, for example, during a severe thunderstorm.
  - A **tornado warning** is issued when a tornado funnel is sighted or indicated by weather radar.
- If you see an approaching storm or any of the danger signs, be prepared to take shelter immediately. Stay in a room with no windows, or go inside a closet.

# PREPARATION BY EVENT

## **BEFORE WINTER STORMS**

- Build an emergency kit and make a family communications plan (*see checklists on pages 5, 6 and 17*).
- Winterize your home by insulating walls and attics. You can also install storm windows to keep cold air out.
- Before winter approaches, add the following supplies to your emergency kit:
  - Rock salt or more environmentally safe products to melt ice on walkways
  - Sand to improve traction
  - Snow shovels and other snow removal equipment
- Consider installing a generator (*see page 11*).
- If you plan to use a fireplace or wood stove for emergency heating, have your chimney and flue inspected each year.
- Turning on the stove for heat is not safe; have at least one of the following heat sources in case the power goes out:
  - Extra blankets, sleeping bags, and warm winter coats
  - Fireplace with plenty of dry firewood or a gas log fireplace
  - Portable space heaters or kerosene heaters
- Keep a water supply. Extreme cold can cause water pipes in your home to freeze and sometimes break. Leave all water taps slightly open so they drip continuously.

## **BEFORE EXTREME HEAT**

- Drink plenty of water or sports drinks. Avoid drinking alcohol.
- Check air-conditioning ducts for proper insulation. Weather-strip doors and sills to keep cool air in.
- Install temporary window reflectors (for use between windows and drapes), such as aluminum foil-covered cardboard, to reflect heat back outside
- Cover windows that receive morning or afternoon sun with drapes, shades, awnings or louvers.
- Know those in your neighborhood who are elderly, young, sick or overweight. They are more likely to become victims of excessive heat and may need help.
- Get trained in first aid to learn how to treat heat-related emergencies.

# PREPARATION BY EVENT

## BEFORE AN EARTHQUAKE

- Build an emergency kit and make a family communications plan (*see checklists on pages 5, 6 and 17*).
- Conduct practice drills. Practice drop, cover, and hold on in each safe place. If you do not have sturdy furniture to hold onto, sit on the floor next to an interior wall and cover your head and neck with your arms.
- Decide how and where your family will reunite if separated during an earthquake.
- Keep a list of emergency phone numbers (*see page 26*).
- Choose an out-of-state friend or relative whom family members can call after the quake to report whereabouts and conditions.
- Know the safe spots in each room — under sturdy tables, desks or against inside walls. Do not stand in a doorway.
- Know the danger spots — windows, mirrors, hanging objects, fireplaces, tall furniture.
- Check chimneys, roofs, walls, and foundations for stability- ensure that your house is securely anchored to its foundation.
- Bolt and brace water heaters and gas appliances to wall studs.
- Learn how to shut off gas, water and electricity in case the lines are damaged.
- Check chimneys, roofs and wall foundations for stability.
- Secure water heaters and appliances that could move enough to rupture utility lines.
- Keep breakable and heavy objects on lower shelves.
- Secure hanging plants, heavy picture frames and mirrors.
- Put latches on cabinet doors to keep them closed during shaking.
- Keep flammable or hazardous liquids such as paints, pest sprays or cleaning products in cabinets or secured on lower shelves.

Safety Alert · Safety Alert · Safety Alert

# Portable Generators Pose A Serious Carbon Monoxide Hazard

**⚠ DANGER**

Using a generator indoors **CAN KILL YOU IN MINUTES.**

Generator exhaust contains carbon monoxide. This is a poison you cannot see or smell.



**NEVER** use inside a home or garage, **EVEN IF** doors and windows are open.



Only use **OUTSIDE** and far away from windows, doors, and vents.

Provided By: U.S. Consumer Product Safety Commission  
[www.cpsc.gov](http://www.cpsc.gov) (800) 638-2772



Centers for Disease Control and Prevention  
[www.cdc.gov](http://www.cdc.gov) (800) CDC-INFO



# **IF YOU ARE ASKED TO TAKE SHELTER IN YOUR HOME**

In the event of a radiological, chemical or biological emergency, authorities may direct you to evacuate or remain in your home.



**CONTINUE LISTENING TO YOUR RADIO  
OR TV FOR THE LATEST INFORMATION  
AND INSTRUCTIONS.**

# IF YOU ARE TOLD TO EVACUATE














- Lock all doors and windows in your home.
- Secure your pets in a safe place with food and water if they are not coming with you.
- Post a message that tells where you are going and who is with you.
- Grab your supplies and "Go Bag".  
(see pages 4, 5 and 6)
- Leave—use recommended evacuation routes. Watch out for downed power lines and washed out roads and bridges. Do not drive through flood waters.
- Listen to your radio.
- If you need transportation, call the *Washington Township Office of Emergency Management*, 908-876-8314

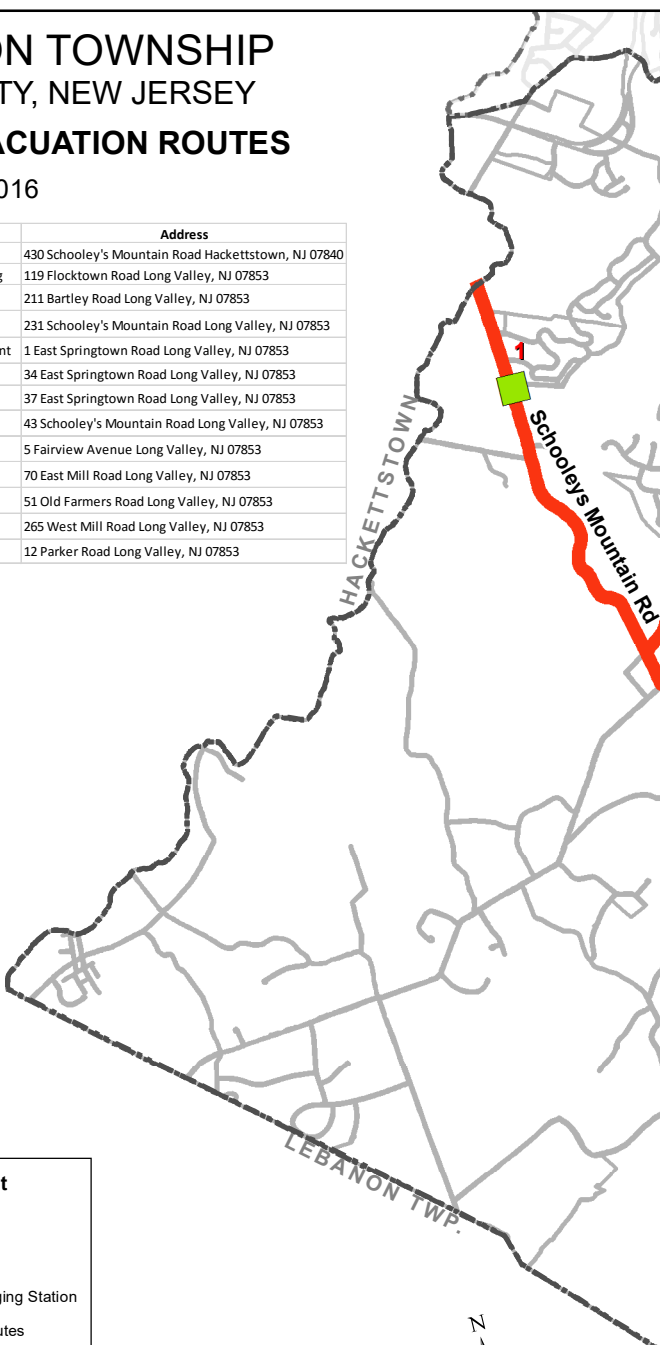


**Reminder:**  
**Shelters do not allow alcohol, smoking,  
firearms or pets!**





# WASHINGTON TOWNSHIP MORRIS COUNTY, NEW JERSEY EMERGENCY EVACUATION ROUTES

July 2016

Label	Symbol	Name	Address
1		Heath Village	430 Schooley's Mountain Road Hackettstown, NJ 07840
2		Flocktown Road First Aid Squad Building	119 Flocktown Road Long Valley, NJ 07853
3		Palmer Park	211 Bartley Road Long Valley, NJ 07853
4		Schooley's Mountain Firehouse	231 Schooley's Mountain Road Long Valley, NJ 07853
5		Washington Township Police Department	1 East Springtown Road Long Valley, NJ 07853
6		Washington Township Senior Center	34 East Springtown Road Long Valley, NJ 07853
7		Washington Township Public Library	37 East Springtown Road Long Valley, NJ 07853
8		Municipal Building	43 Schooley's Mountain Road Long Valley, NJ 07853
9		Long Valley Fire House	5 Fairview Avenue Long Valley, NJ 07853
10		East Mill Road First Aid Squad Building	70 East Mill Road Long Valley, NJ 07853
11		Old Farmers Road Elementary School	51 Old Farmers Road Long Valley, NJ 07853
12		St. Luke's Church	265 West Mill Road Long Valley, NJ 07853
13		Fairmount Fire House	12 Parker Road Long Valley, NJ 07853



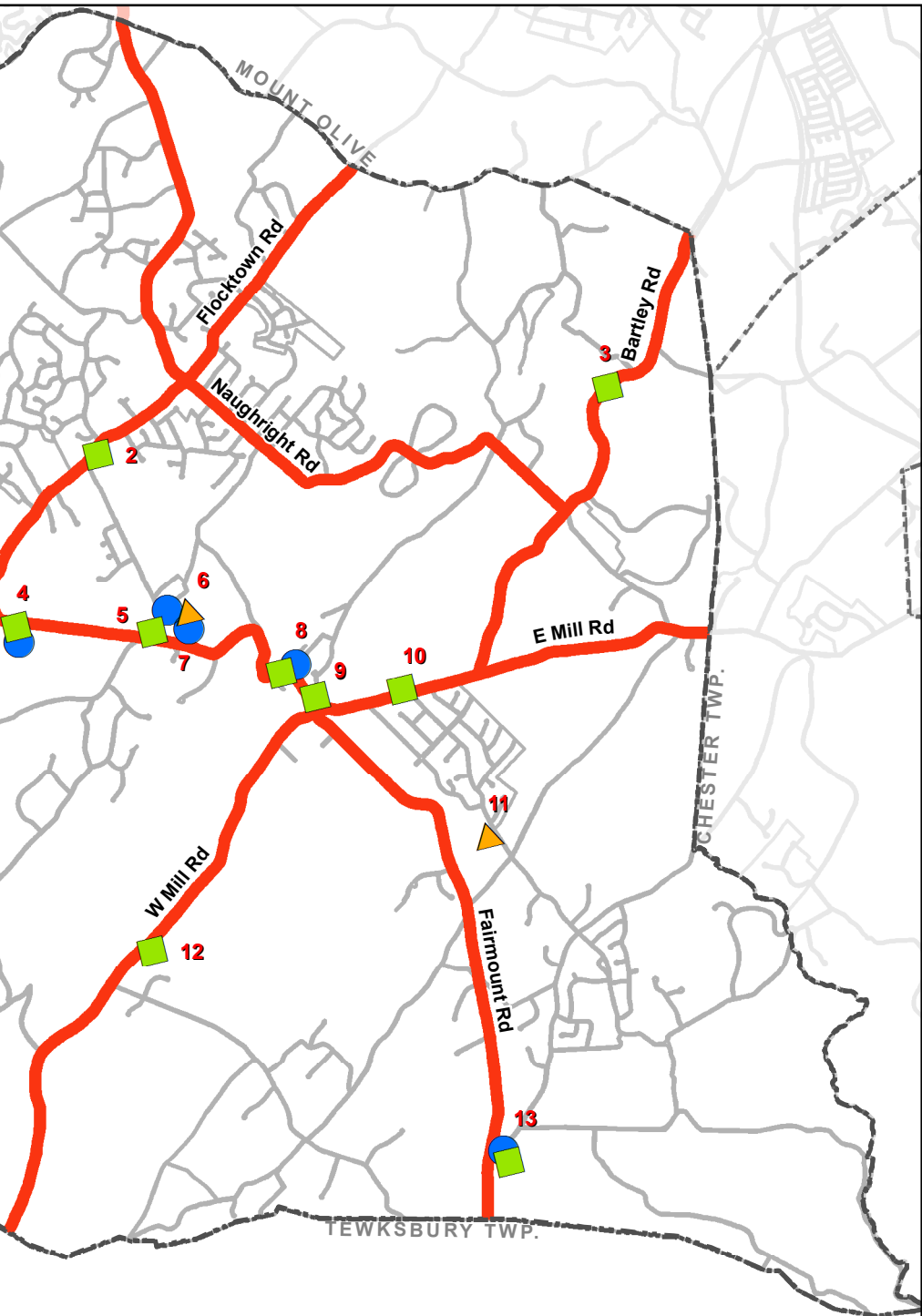
**Points of Interest**

-  Shelter
-  Signboard
-  Warming/Charging Station
-  Evacuation Routes



The information provided on this map was compiled by the Morris County Office of Information Technology, GIS Section. The Morris County accepts no responsibility for any errors, omissions, or positional inaccuracies. Although information from land The information provided on this map is used to locate, identify and inventory parcels/geography in Morris County for deliber contained in this product are strongly cautioned to verify all information before making any decisions.





GIS Section strives to provide the most accurate data and analysis possible, however we do not guarantee the accuracy of this product. Surveys may have been used in the creation of this product, in no way does this product represent or constitute a land survey. This information is for informational, advisory, and consultative purposes ONLY, and is NOT to be construed or used as a legal description. Users of the information

# SHELTERS

1. Old Farmers Road Elementary School.....51 Old Farmers Road
2. Washington Township Senior Center.....34 E Springtown Road

# WARMING CENTERS/CHARGING STATIONS

1. Washington Township Public Library . . . . . 37 E Springtown Road
2. Municipal Building . . . . . 43 Schooley's Mountain Road
3. Schooley's Mountain Firehouse . . . . . 231 Schooley's Mountain Road
4. Fairmount Firehouse . . . . . 12 Parker Road
5. Washington Township Senior Center. . . . . 34 E Springtown Road

# SIGNBOARDS

- ❖ Municipal Building
- ❖ Police Department
- ❖ Schooley's Mountain Fire House
- ❖ Flocktown Road First Aid Squad Building
- ❖ Palmer Park
- ❖ East Mill Road First Aid Squad Building
- ❖ Long Valley Fire House
- ❖ Fairmount Fire House
- ❖ St. Luke's Church
- ❖ Heath Village

## Find out which locations are open:



**WashingtonTownshipNixleAlertSystem**  
See page 25 to register



**Facebook**  
@WashingtonTwpMCNJGovernment



**Washington Township web page**  
[www.wtmorris.org](http://www.wtmorris.org)



**Twitter**  
@WashingtonTwp



**The Long Valley Patch**  
[www.patch.com](http://www.patch.com)

# EMERGENCY SAFETY CHECKLIST

Post this where it can be easily seen  
(refrigerator, bulletin board, etc.)

## **Before an Emergency Strikes**

- Minimum 3 days of bottled water
- At least a three day supply of foods that won't spoil
- Flashlights and extra batteries
- Battery-powered radio and extra batteries
- Cell phones fully charged, with spare batteries
- Fill fuel tanks in all your vehicles
- Gasoline and extension cords for your generator (if you have one)
- Minimum 3 day supply of any prescription medications
- Topical first aid supplies: antiseptics, bandages, rubbing alcohol, etc.
- Personal hygiene items
- Emergency multi-purpose knife, matches, lighters and fire starting device
- Copies of your important paperwork and identification documents
- "Go Bag": Do you have a bag ready in case you have to evacuate?
- Pet preparedness: Do you have enough food and water for your animals?
- In winter, a warm hat and gloves to protect you from the elements
- Local map and compass
- Water carrying containers (and a way to carry them)
- Wrenches and pliers for turning off utilities and shutting water pipes
- Battery-powered smoke and CO alarms
- Snow shovels, rock salt, calcium chloride and sand for melting snow
- Jumper cables
- Prior to a storm have a landscaper or tree company look at all your trees for dead limbs or hanging branches and prune where needed.
- Secure all outdoor items, such as patio furniture and umbrellas.

# WASHINGTON TOWNSHIP WELLNESS CHECK PROGRAM

## What is the Wellness Check program?

The well-check program of Washington Township is a local telephone check-in service for senior residents and residents with critical care needs. The safety of all residents, both before and during a crisis, remains a priority for the Morris County Office of Emergency Management. During emergency situations, these individuals will be contacted and emergency assistance will be provided if necessary.

## How can I register?

To register for the Wellness Check program, please complete the form (*see page 19*) and return to the Washington Township Health Department at 43 Schooley's Mountain Road, Long Valley, NJ 07853 or email to [gjohnson@wtmorris.net](mailto:gjohnson@wtmorris.net) or fax to 908-876-5138 (Attn. Gail Johnson RN, Public Health).

# NEW JERSEY REGISTER READY



## What is Register Ready?

Register Ready is a statewide database that identifies senior citizens and residents with critical care needs so that emergency responders will know who they are, what their needs are and where they reside.

## Register Ready is...

- ❖ Free
- ❖ Voluntary
- ❖ Strictly confidential
- ❖ Protective of your privacy
- ❖ A way to protect you in a major emergency

## How can I register?

- ❖ Log onto:  
[www.registerready.nj.gov](http://www.registerready.nj.gov)
- ❖ Telephone 2-1-1, toll-free
- ❖ Call Morris County Office of Emergency Management:  
(973-829-860)

# WASHINGTON TOWNSHIP RESIDENTS/CAREGIVERS WELL CHECK PROGRAM For Seniors and Disabled

Please fill out the information below and return to the Washington Twp. Health Dept. at 43 Schooley's Mtn. Rd. Long Valley, NJ. 07853 or email to [gjohnson@wtmorris.net](mailto:gjohnson@wtmorris.net) or fax to Gail Johnson RN, Public Health at 908-876-5138

**Residents Name:** \_\_\_\_\_  
**Address:** \_\_\_\_\_  
**Home Phone:** \_\_\_\_\_ **Cell Phone:** \_\_\_\_\_  
**Date of Birth:** \_\_\_\_\_ **Email address:** \_\_\_\_\_

Do you live with a family member? **Yes** or **No**  
If so, name and relationship to you: \_\_\_\_\_  
**Contact Information:** \_\_\_\_\_

**Emergency Contacts:**  
**#1 Name:** \_\_\_\_\_  
**Address:** \_\_\_\_\_  
**Home Phone:** \_\_\_\_\_ **Cell Phone:** \_\_\_\_\_  
**Email address:** \_\_\_\_\_ **Relationship to you:** \_\_\_\_\_

**#2 Name:** \_\_\_\_\_  
**Address:** \_\_\_\_\_  
**Home Phone:** \_\_\_\_\_ **Cell Phone:** \_\_\_\_\_  
**Email address:** \_\_\_\_\_ **Relationship to you:** \_\_\_\_\_

In case of an Emergency Evacuation, do you have a family member/friend who could accommodate you? **Name:** \_\_\_\_\_  
**Home Phone:** \_\_\_\_\_ **Cell Phone:** \_\_\_\_\_

Do you have any medical equipment that requires power/electric? **Yes** or **No**  
If yes, please list: \_\_\_\_\_

Do you have a generator? **Yes** or **No** If yes, how is your generator powered? (gas, propane, natural gas) please circle one.

Are you on medications that you take daily? **Yes** or **No**

Do you have any pets? **Yes** or **No** If yes, do you have accommodations for your pets in case of an emergency evacuation.

Would you like to be contacted in an **emergency** situation, **non-emergency** or **both**? Please circle one.

Would you like to be contacted in the **AM** or **PM**? We will make our best effort to contact you at your preferred time.

Thank you.

If you need to update or change any information please contact Gail Johnson RN, Public Health Nurse at the Health Dept. # 908-876-3650

# COMMUNITY EMERGENCY RESPONSE TEAM



## What is CERT?

The Community Emergency Response Team (CERT) program educates individuals about disaster preparedness for hazards that may impact their area and trains them in basic disaster response skills, such as fire safety, light search and rescue, team organization, and disaster medical operations. Using training learned in the classroom and during exercises, CERT volunteers can assist others in their community following a disaster when professional responders are not immediately available to help.



CERT training is conducted locally at no charge and teaches participants:

- ❖ Emergency Preparedness
- ❖ Disaster Medical Operations
- ❖ Fire Suppression
- ❖ Light Search and Rescue Operations
- ❖ CERT Operations/Incident Command System
- ❖ Disaster Psychology
- ❖ Terrorism Awareness

To become a local CERT member, you must be over 18 years of age, complete the Application (*see page 23*) and pass a background check.

For more information, visit [www.citizencorps.gov/cert/](http://www.citizencorps.gov/cert/) or contact Bruce Clark, Washington Township Office of Emergency Management ([bruce.clark@wtmorris-oem.org](mailto:bruce.clark@wtmorris-oem.org)).



# Community Emergency Response Team

Washington Township, Morris County, New Jersey



## Membership Application (please type or print clearly)

Full Name: \_\_\_\_\_

Home Street Address: \_\_\_\_\_

City: \_\_\_\_\_ Zip Code: \_\_\_\_\_ County: \_\_\_\_\_

Home Phone: \_\_\_\_\_ Cell Phone: \_\_\_\_\_ Work Phone: \_\_\_\_\_

Email Address: \_\_\_\_\_

Employer Name and Address: \_\_\_\_\_

Job Description: \_\_\_\_\_

Driver License State: \_\_\_\_\_ Driver License #: \_\_\_\_\_ Date of Birth: \_\_\_\_\_

Have you ever been arrested? \_\_\_\_\_ If yes, please list when, where and the offense:

\_\_\_\_\_

Many CERT activities involve physical activity. Are you under any physical restrictions? \_\_\_\_\_

If yes, please explain: \_\_\_\_\_

Name and phone numbers of primary emergency contact: \_\_\_\_\_

How did you hear about the CERT program? \_\_\_\_\_

Why do you want to become a CERT member? \_\_\_\_\_

\_\_\_\_\_

Please share your special interests, skills and community involvement experience:

\_\_\_\_\_

I certify that all above information is true. I am authorizing a background check by my signature below. I understand that CERT activities may be covered by the press and my likeness may appear in still photography or video footage for which there will be no remuneration.

Signature: \_\_\_\_\_ Date: \_\_\_\_\_

Once you have completed the application, please mail to  
43 Schooley's Mountain Road Long Valley, NJ 07853 (attention: Bruce Clark)  
or fax to 908-876-5138.

# STAY INFORMED WITH EMERGENCY ALERTS

In times of emergency, Washington Township will pro-actively issue alerts and updates by phone to all residential and business addresses.

## **Reverse 9-1-1 Alerts**

When emergency information needs to be shared, Washington Township will utilize the Everbridge Alert System/Reverse 9-1-1 to issue alerts and notifications by phone, text message or email to all residential homes and businesses. To register up to 3 mobile phone numbers per household, go to [www.morrisoem.org](http://www.morrisoem.org) and select **Emergency Alert System**. You will be asked to create an account that will receive alerts and notifications. These alerts will be sent automatically after completing your account.

## **Receive Text Message Alerts on your Mobile Phone**

Washington Township sends alerts by text message via the Nixle System to mobile devices capable of receiving standard Short Message Service (SMS) text messaging. To sign up, simply send the message 07853 (the main WT zip code) to address 888777.

## **Jersey Central Power & Light (JCP&L) Alerts**

For JCP&L customers who use electronically operated life-support equipment or depend on private well water, sign up for the company's alert service to be notified if a power outage is expected to affect your electric service for more than 24 hours. To learn more or register, please visit [www.firstenergycorp.com/connect](http://www.firstenergycorp.com/connect).



For more information, please contact Bruce Clark,  
Washington Township Office of Emergency Management.  
([bruce.clark@wtmorris-oem.org](mailto:bruce.clark@wtmorris-oem.org))



# EMERGENCY CONTACT FORM

**FOR EMERGENCY SERVICES DIAL 911**

The best time to prepare for an emergency is before it happens. Fill out this form and keep it near each phone. Update the form when necessary, and be sure to let others know that it is available.

## EMERGENCY NUMBERS

Poison Control Center: 1-800-222-1222

Doctor's Name: \_\_\_\_\_ Phone: \_\_\_\_\_

Hospital: \_\_\_\_\_ Phone: \_\_\_\_\_

Dentist: \_\_\_\_\_ Phone: \_\_\_\_\_

Pharmacist: \_\_\_\_\_ Phone: \_\_\_\_\_

Medical Insurance Provider: \_\_\_\_\_

Policy #: \_\_\_\_\_ Phone: \_\_\_\_\_

Homeowners / Rental Insurance: \_\_\_\_\_

Policy #: \_\_\_\_\_ Phone: \_\_\_\_\_

Utility Service: \_\_\_\_\_ Phone: \_\_\_\_\_

Service Provider: \_\_\_\_\_ Phone: \_\_\_\_\_

## EMERGENCY CONTACT INFORMATION

### Primary Emergency Contact

Name: \_\_\_\_\_

Phone: \_\_\_\_\_

Relationship: \_\_\_\_\_

### Secondary Emergency Contact

Name: \_\_\_\_\_

Phone: \_\_\_\_\_

Relationship: \_\_\_\_\_

# NOTES

# NOTES







# NOTES



Washington Township  
43 Schooley's Mountain Road  
Long Valley, NJ 07853  
Phone: 908-876-3315  
Fax: 908-876-5138

**IMPORTANT INFORMATION ~ KEEP IN HANDY LOCATION**