


TREE PLANTING GUIDELINES



Washington Township Shade Tree Committee
Washington Township, Morris County
New Jersey


Typical Root Ball in Burlap as it arrives from the Nursery



Preparation of the root ball



Root flare excavation



Root flare exposed



A total of 4 inches of soil and superfluous roots have been removed!


Root flare

Wire basket removal

Roll the tree on its side to cut off all of the wire basket. For large baskets such as this one, cut the bottom layers off first. Cut the top ones off after the tree is placed in the planting hole.



Planting hole depth



Completion of the planting



Straighten the tree in the planting hole, backfill and tamp.
Caution: AVOID EXCESSIVE MULCH!

Apply mulch no more than 2 inches deep. Keep it at least 4 inches away from the base of the tree to allow the root flare to remain exposed.